



European Internet Exchange Association

2006 Report on European IXPs

Serge Radovicic of Euro-IX

October 2006

<http://www.euro-ix.net>

CONTENTS

1. Introduction

- 1.1 Foreword
- 1.2 Internet Exchange points
- 1.3 Euro-IX
- 1.4 List of Euro-IX Affiliates
- 1.5 Notes of statistics

2. IXPs in Europe

- 2.1 IXPs listed per country
- 2.2 Number of IXPs per country
- 2.3 Number of IXPs per city

3. IXP growth since 1992

- 3.1 IXP growth in Europe since 1992
- 3.2 Additional and total IXP growth per year
- 3.3 Additional IXPs per year (non profit versus commercial)
- 3.4 Overall growth of IXPs (non profit versus commercial)
- 3.5 Percentage growth of IXPs per year (non profit versus commercial)

4. IXP peak traffic

- 4.1 Aggregated peak traffic per country
- 4.2 IXP traffic ranking per country
- 4.3 Peak aggregated IXP traffic per city
- 4.4 IXP Traffic ranking per city
- 4.5 IXP traffic per million inhabitants
- 4.6 IXP Traffic per million inhabitants country ranking

5. IXP participants

- 5.1 Total number of IXP participants per country
- 5.2 Ranking of total number of IXP participants per country
- 5.3 Percentage of IXPs and their number of participants
- 5.4 Average peak traffic per IXP participant per country
- 5.5 Ranking of average peak traffic per IXP participant per country
- 5.6 Number of ASNs present at more than one IXP in Europe
 - 5.6.1 ASNs present at more than one IXP in Europe
 - 5.6.2 ASNs present at more than one IXP in France
 - 5.6.3 ASNs present at more than one IXP in Germany
 - 5.6.4 ASNs present at more than one IXP in the United Kingdom

6. European IXP aggregated peak traffic trends

- 6.1 Aggregated peak traffic history 2002-2006
- 6.2 Comparison of traffic growth and different sized IXPs
- 6.3 Summer traffic trend in Europe: 2003
- 6.4 Summer traffic trend in Europe: 2004
- 6.5 Summer traffic trend in Europe: 2005
- 6.6 Summer traffic trend in Europe: 2006

7. IXP switching platforms

- 7.1 Number of IXPs using a particular switch vendor
- 7.2 Number of switches in use at European IXPs
- 7.3 European IXP's and their choice of switch vendor

8. Further information

- 8.1 Resources
- 8.2 About the author
- 8.3 Contact

Section 1. Introduction

1.1 Foreword

This report has been compiled by the European Internet Exchange Association (Euro-IX) in an attempt to get a better picture of the past and current situation in regards to the number of Internet Exchange Points (IXPs) operating in Europe, the amount of traffic being exchanged at these IXPs, the number of connected parties peering there, and other relevant statistics and trends that are now appearing in the European IXP market.

1.2 Internet Exchange Point (IXP)

Euro-IX has accepted the industry definition of an IXP as being:

A physical network infrastructure operated by a single entity with the purpose to facilitate the exchange of Internet traffic between Internet Service Providers. The number of Internet Service Providers connected should at least be three and there must be a clear and open policy for others to join.

1.3 Euro-IX

The European Internet Exchange Association (Euro-IX) was formed in May 2001 with the intention to further develop, strengthen and improve the Internet Exchange Point (IXP) community.

A number of Internet Exchange Points recognised a need to combine their resources so as to co-ordinate technical standards across the continent, develop common procedures, and share and publish statistics and other information. This publishing of information would in turn give all interested parties a better insight into the world of IXPs.

Euro-IX was originally set-up as a discussion forum for European based IXPs however as interest started to grow from other regions it seemed a natural progression for Euro-IX to expand beyond its original boundaries. Thus in January of 2005 the association decided to open its doors to IXPs from outside of Europe and this saw the introduction of allowing non-European based associate member IXPs to join Euro-IX.

Today Euro-IX has 32 member IXPs from some 21 European countries, as well as 7 IXPs from Asia and the United States and four patrons from the switch vendor community. The complete Euro-IX affiliated list is presented below [see 1.4 List of Euro-IX affiliates]

1.4 List of Euro-IX affiliates

Euro-IX Member IXPs (Europe)

AIX	Athens	Greece
AMS-IX	Amsterdam	Netherlands
BCIX	Berlin	Germany
BIX	Budapest	Hungary
BNIX	Brussels	Belgium
CATNIX	Barcelona	Spain
CIXP	Geneva	Switzerland
DE-CIX	Frankfurt	Germany
ESPANIX	Madrid	Spain
FICIX	Helsinki	Finland
GigaPIX	Lisbon	Portugal
GN-IX	Groningen	Netherlands
INEX	Dublin	Ireland
LINX	London	United Kingdom
LIPEX	London	United Kingdom
LIX	Luxembourg	Luxembourg
LONAP	London	United Kingdom
MaNAP	Manchester	United Kingdom
MIX	Milan	Italy
MSK-IX	Moscow	Russia
NaMeX	Rome	Italy
NDIX	13 locations	Germany/Netherlands
Netnod	Stockholm	Sweden
NIX	Oslo	Norway
NIX.CZ	Prague	Czech Republic
PARIX	Paris	France
RoNIX	Bucharest	Romania
SIX	Ljubljana	Slovenia
TIX	Zurich	Switzerland
TIX-Tuscany	Florence	Italy
TOP-IX	16 locations	Northwest Italy
VIX	Vienna	Austria

Euro-IX Associate Member IXPs (outside of Europe)

BBIX	Japan
Equinix	United States
JPIX	Japan
JPNAP	Japan
NIXI	India
NOTA	United States
Switch and Data	United States

Euro-IX Patrons

- Cisco Systems
- Force10 Networks
- Foundry Networks
- Glimmerglass

1.5 Notes on this report

- i. The aggregated peak traffic statistics of the IXPs have been based on the publicly available web statistics that were gathered on the 30th of August 2006. These traffic figures do not take into account Privately Interconnected participants whose traffic does not pass over the IXP switching fabric.*
- ii. Not all European IXPs publicly publish aggregated traffic statistics thus no attempts at estimates were made where true figures were not presented. For example while Denmark has an IXP with significant peering traffic, these figures were omitted from the report.*
- iii. All information has been gathered on a best effort basis and relies on the information that is publicly published by individual IXPs. Therefore all information contained in this report is only as accurate as the information that has been published by these IXPs.*
- iv. The IXP traffic statistics are very dynamic and keep changing on a daily basis. While the actual traffic amounts may be outdated, it is nonetheless quite an accurate representation of the ranking of each IXP, city or country in relation to one another. Latest captured traffic rankings will be provided upon request.*
- v. While the scope of this report does not attempt to analyse each graph in any great depth, further information can be requested for specific sections.*
- vi. A best effort was made to list all known IXPs in Europe, however it is expected that a very small number of IXPs may have been left out of this report. Euro-IX would welcome any information about IXPs that have not been covered in this report.*

Section 2. IXPs in Europe

2.1 IXPs listed per country

The following pages list all *known* IXPs in Europe some of which may not be currently active, this totals some **99 IXPs in 66 cities in 31 countries**.

Austria

VIX	Vienna Internet eXchange	Vienna
-----	--------------------------	--------

Belgium

BNIX	Belgian National Internet Exchange	Brussels
FreeBIX	FreeBIX	Brussels

Croatia

CIX	Croatian Internet eXchange	Zagreb
-----	----------------------------	--------

Cyprus

CyIX	Cyprus Internet Exchange	Nicosia
------	--------------------------	---------

Czech Republic

NIX.CZ	Neutral Internet eXchange of the Czech Republic	Prague
--------	---	--------

Denmark

DIX	Danish Internet eXchange point	Lyngby
-----	--------------------------------	--------

Estonia

TIX	Tallinn Internet eXchange	Tallinn
TLLIX	Tallinn Internet Exchange	Tallinn

Finland

FICIX	Finnish Communication and Internet Exchange	Helsinki
TREX	Tampere Region Exchange	Tampere

France

EuroGIX	European Global Internet eXchange	Strasbourg
FNIX6	French National Internet Exchange IPv6	Paris
FreeIX	Free Internet Exchange	Paris
GEIX	Gigabit European Internet eXchange	Paris
GNI	Grenoble Network Initiative	Grenoble
Lyonix	Lyonix	Lyon

France (cont.)

MAE - Paris	MAE - Paris	Paris
MA-IX	Marseille Internet Exchange	Marseille
MIXT	MIXT	Paris
PaNAP	Paris Network Access Point	Paris
PARIX	Paris Internet Exchange	Paris
POUIX	POUIX	Paris
SFINX	Service for French INternet eXchange	Paris

Germany

BCIX	Berlin Commercial Internet Exchange	Berlin
DE-CIX	Deutscher Commercial Internet Exchange	Frankfurt
ECIX - Berlin	European Commercial Internet Exchange	Berlin
ECIX - Dusseldorf	European Commercial Internet Exchange	Dusseldorf
ECIX - Leipzig	European Commercial Internet Exchange	Leipzig
FraNAP	Frankfurt Network Access Point	Frankfurt
INXS	Internet Exchange Point in Munich	Munich
KleyRex	Kleyer Rebstocker EXchange	Frankfurt
MAE - Frankfurt	MAE - Frankfurt	Frankfurt
NDIX	Nederlands-Duitse Internet Exchange	Munster & Dusseldorf
N-IX	Nurnberger Internet eXchange	Nurnberg
WORK-IX	WORK-IX	Hamburg

Greece

AIX	Athens Internet Exchange	Athens
-----	--------------------------	--------

Hungary

BIX	Budapest Internet eXchange	Budapest
-----	----------------------------	----------

Iceland

RIX	Reykjavik Internet Exchange	Reykjavik
-----	-----------------------------	-----------

Ireland

INEX	Internet Neutral EXchange	Dublin
------	---------------------------	--------

Italy

MIX	Milan Internet eXchange	Milan
NaMeX	Nautilus Mediterranean Exchange Point	Rome
TIX Tuscany	Tuscany Internet eXchange	Florence
TOP-IX	Torino Piemonte Exchange Point	Torino

Latvia

LIX	Latvian Internet eXchange	Riga
-----	---------------------------	------

Luxembourg

LIX	Luxembourg Internet eXchange	Luxembourg
-----	------------------------------	------------

Malta

MIX	Malta internet Exchange	Msida
-----	-------------------------	-------

Netherlands

AMS-IX	Amsterdam Internet Exchange	Amsterdam
FR-IX	Friese Internet Exchange	Leeuwarden
GN-IX	Groningen Internet Exchange	Groningen
NDIX	Nederlands-Duitse Internet Exchange	Enschede
NL-IX	Netherlands Internet Exchange	Amsterdam

Norway

NIX1	Norwegian Internet eXchange	Oslo
NIX2	Norwegian Internet eXchange	Oslo

Poland

GIX	Global Internet eXchange	Warsaw
KIX	Krakow Internet eXchange	Krakow
TIX	Tysiaclecie Internet eXchange	Tysiaclecie
WIX	Warsaw Internet eXchange	Warsaw
WRIX	Wroclaw Internet eXchange	Wroclaw

Portugal

GIGAPIX	GIGAbit Portuguese Internet eXchange	Lisbon
---------	--------------------------------------	--------

Romania

BUHIX	Bucharest Internet Exchange	Bucharest
RoNIX	Romanian Network for Internet eXchange	Bucharest
SViX	Suceava Internet Exchange	Suceava

Russia

MPIX	MPIX	Moscow
MSK-IX	Moscow Internet Exchange	Moscow
NSK-IX	Novosibirsk Internet eXchange	Novosibirsk
SAMARA-IX	SAMARA-IX	Samara
SPB-IX	St.-Petersburg Internet eXchange	St.-Petersburg

Slovakia

SIX	Slovak Internet eXchange	Bratislava
-----	--------------------------	------------

Slovenia

SIX	Slovenian Internet Exchange	Ljubljana
-----	-----------------------------	-----------

Spain

CATNIX	Catalunya Neutral Internet Exchange	Barcelona
ESPANIX	Espana Internet Exchange	Madrid
EuskoNIX	Punto neutro Vasco de Internet	Bilboa
galNIX	Galicia Neutral Internet eXchange	Santiago
MAD-IX	Madrid Internet Exchange	Madrid
NOTA Madrid	Terremark: NAP de las Americas Madrid	Madrid

Sweden

GIX	Gothenburg Internet Exchange	Gothenburg
Netnod	Internet Exchange i Sverige	Stockholm
Netnod	Netnod - Gothenburg	Gothenburg
Netnod	Netnod - Malmoe	Malmoe
Netnod	Netnod - Sundsvall	Sundsvall
NorrNod	NorrNod	Umea
SOLIX	SOLIX	Stockholm

Switzerland

CIXP	CERN Internet Exchange Point	Geneva
Swissix	Swiss Internet Exchange	Zurich
TIX	Telehouse Internet Exchange	Zurich

Ukraine

UA-IX	Ukrainian Internet Exchange	Kiev
-------	-----------------------------	------

United Kingdom

LINX	London Internet Exchange	London
LIPEX	London Internet Providers EXchange	London
LONAP	London Network Access Point	London
MaNAP	Manchester Network Access Point	Manchester
MCIX	Manchester Commercial Internet Exchange	Manchester
MerieX	Meridian Gate Internet Exchange	London
PacketExchange	PacketExchange	London
RBEIX	RBIEX	London
ScotiX	Scottish Internet Exchange	Edinburgh
SovEx	SovEx	London
UK6x	UK IPv6 Internet Exchange	London
WorldIX	WorldIX	Edinburgh

2.2 Number of IXPs per country

The total number of IXPs that are known to exist in each European country.

Country	No. of IXPs
France	13
Germany	12
United Kingdom	12
Sweden	7
Spain	6
Netherlands	5
Poland	5
Russia	5
Italy	4
Romania	3
Switzerland	3
Belgium	2
Estonia	2
Finland	2
Norway	2
Austria	1
Croatia	1
Cyprus	1
Czech Republic	1
Denmark	1
Greece	1
Hungary	1
Iceland	1
Ireland	1
Latvia	1
Luxembourg	1
Malta	1
Portugal	1
Slovakia	1
Slovenia	1
Ukraine	1
31 countries	99

2.3 Number of IXPs per city

The total number of IXPs that are known to exist in individual European cities. Where an IXP has multiple connected locations in one city, this is calculated as being simply one IXP in that city. IXPs are present in 66 different cities across Europe. Where IXPs have multiple connected locations in different cities, only the original city location has been noted below.

City	Country	No. IXP	City	Country	No. IXP
Paris	France	9	Leeuwarden	Netherlands	1
London	United Kingdom	8	Leipzig	Germany	1
Frankfurt	Germany	4	Lisbon	Portugal	1
Madrid	Spain	3	Ljubljana	Slovenia	1
Amsterdam	Netherlands	2	Luxembourg	Luxembourg	1
Berlin	Germany	2	Lyngby	Denmark	1
Brussels	Belgium	2	Lyon	France	1
Bucharest	Romania	2	Malmoe	Sweden	1
Dusseldorf	Germany	2	Marseille	France	1
Edinburgh	United Kingdom	2	Milan	Italy	1
Gothenburg	Sweden	2	Msida	Malta	1
Manchester	United Kingdom	2	Munich	Germany	1
Moscow	Russia	2	Munster	Germany	1
Oslo	Norway	2	Nicosia	Cyprus	1
Stockholm	Sweden	2	Novosibirsk	Russia	1
Tallinn	Estonia	2	Nurnberg	Germany	1
Warsaw	Poland	2	Prague	Czech Republic	1
Zurich	Switzerland	2	Reykjavik	Iceland	1
Athens	Greece	1	Riga	Latvia	1
Barcelona	Estonia	1	Rome	Italy	1
Bilboa	Spain	1	Samara	Russia	1
Bratislava	Slovakia	1	Santiago	Spain	1
Budapest	Hungary	1	St.-Petersburg	Russia	1
Dublin	Ireland	1	Strasbourg	France	1
Enschede	Netherlands	1	Suceava	Romania	1
Florence	Italy	1	Sundsvall	Sweden	1
Geneva	Switzerland	1	Tampere	Finland	1
Grenoble	France	1	Torino	Italy	1
Groningen	Netherlands	1	Tysiaclecie	Poland	1
Hamburg	Germany	1	Umea	Sweden	1
Helsinki	Finland	1	Vienna	Austria	1
Kiev	Ukraine	1	Wroclaw	Poland	1
Krakow	Poland	1	Zagreb	Croatia	1

Section 3. European IXP growth since 1992

3.1 IXP growth in Europe since 1992

This table details the ‘official’ establishment dates of both non-profit and commercial IXPs in Europe since 1992.

Year	New IXPs	New NP IXPs	Total NP IXPs	NP as % of all IXPs	New comm. IXPs	Total comm. IXPs	Comm as % of all IXPs	Total IXPs
1992	0	0	0	0%	0	0	0%	0
1993	3	3	3	100%	0	0	0%	3
1994	4	3	6	86%	1	1	14%	7
1995	7	6	12	86%	1	2	14%	14
1996	6	5	17	85%	1	3	15%	20
1997	6	6	23	88%	0	3	12%	26
1998	2	2	25	89%	0	3	11%	28
1999	5	3	28	85%	2	5	15%	33
2000	4	3	31	84%	1	6	16%	37
2001	16	9	40	75%	7	13	25%	53
2002	12	6	46	70%	6	19	30%	65
2003	10	5	51	68%	5	24	32%	75
2004	2	0	51	66%	2	26	34%	77
2005	4	1	52	64%	3	29	36%	81
2006	3	2	54	64%	1	30	36%	84

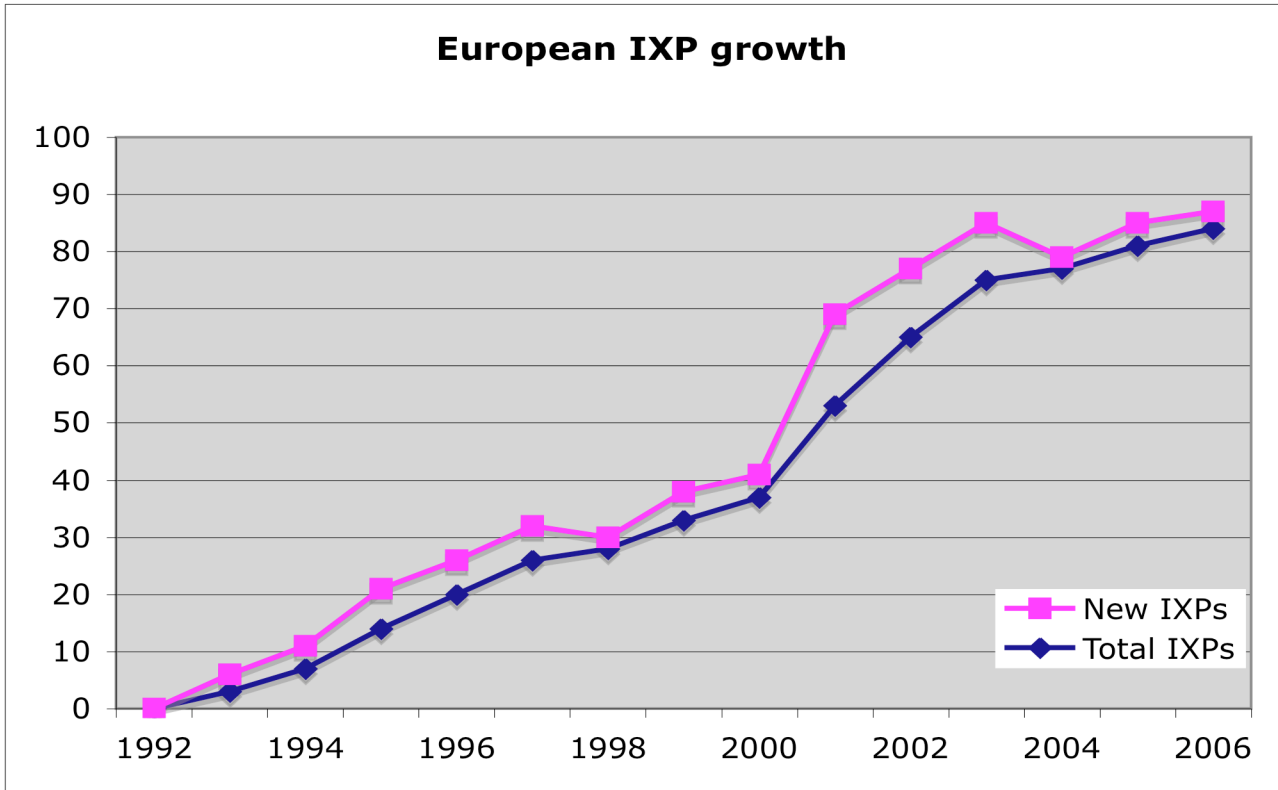
NP = Non profit IXP

Comm. = Commercial or for profit IXP

Note: While there are some 99 known IXPs in Europe today. Accurate information could only be gathered in relation to 84 of these IXPs.

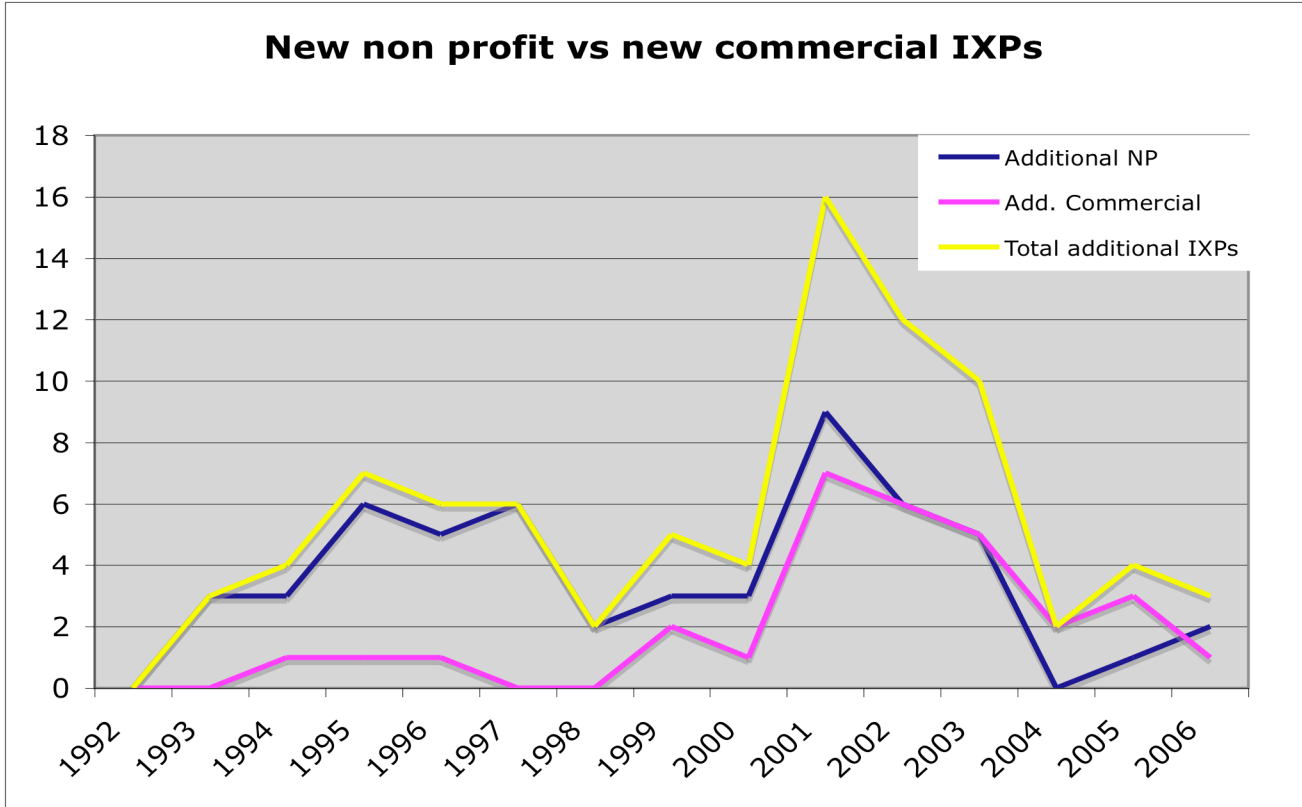
3.2 Additional and total IXP growth per year

This graph highlights the establishment of new IXPs per year in comparison to the total amount of existing European IXPs.



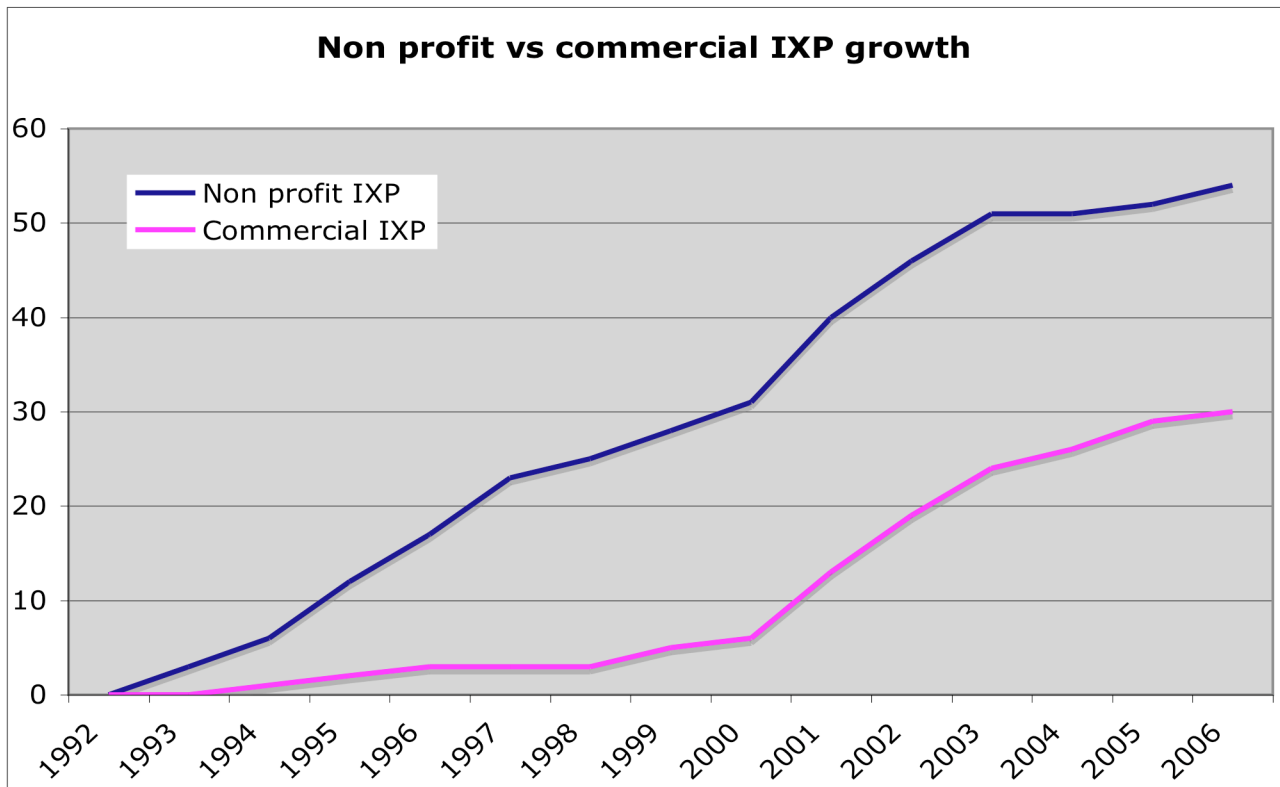
3.3 Additional IXPs per year (Non profit vs. Commercial)

The graph details the establishment of additional IXPs, both non-profit and commercial, in relation to total IXP growth since 1992.



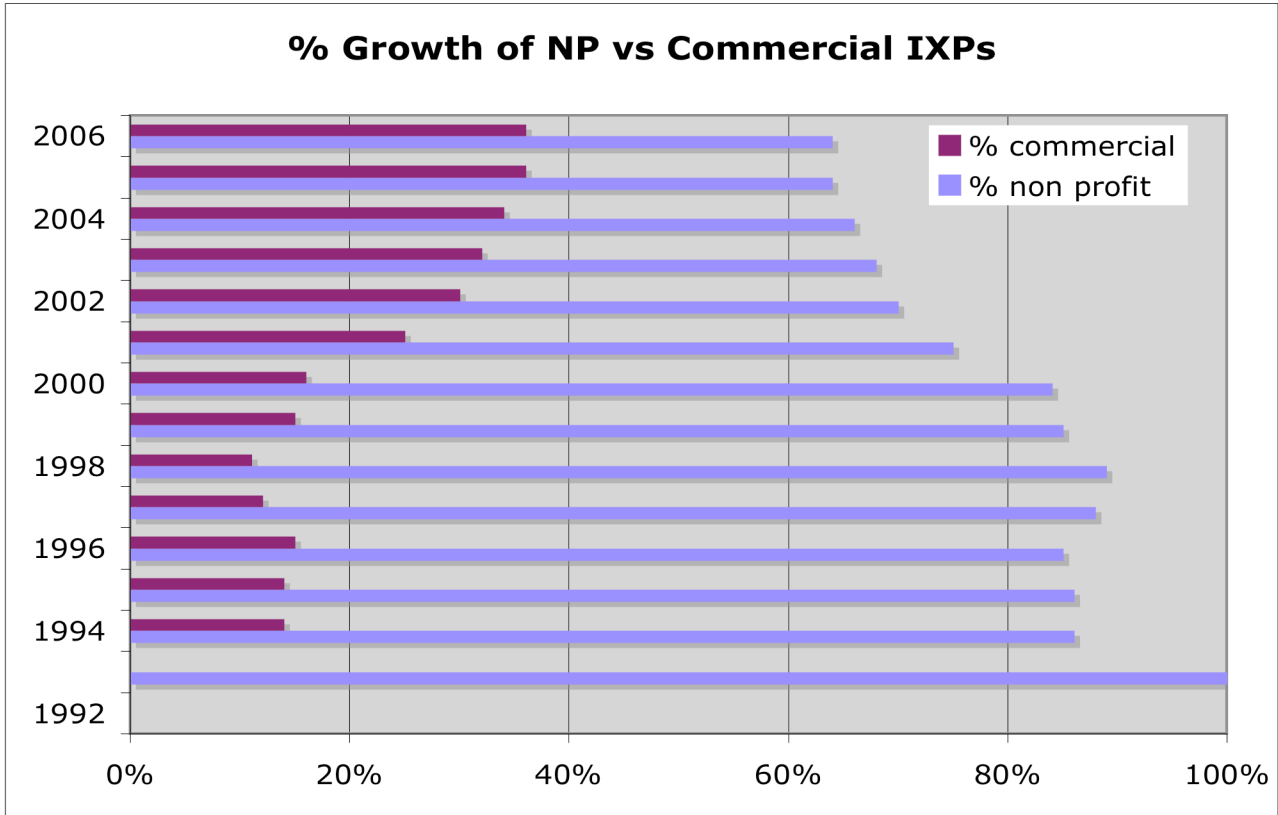
3.4 Overall growth of IXPs (non-profit vs. commercial)

This graph shows non-profit versus commercial IXP growth in Europe since 1992.



3.5 Percentage growth of IXPs per year (Non profit vs. Commercial)

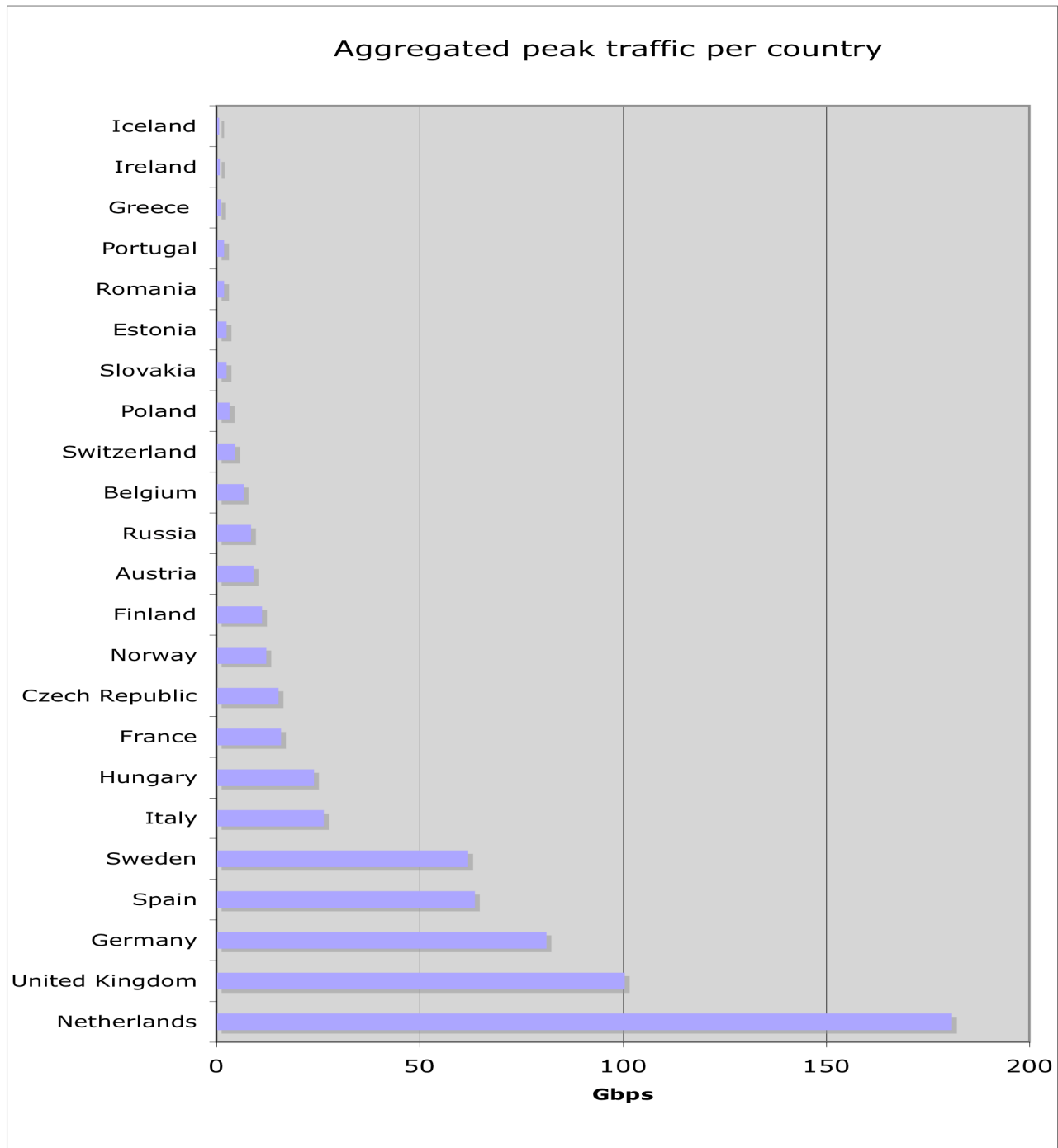
This graph details the growth of both non-profit and commercial IXPs in Europe in relation to the total amount of IXPs in Europe.



Section 4. IXP peak traffic

4.1 Aggregated peak traffic per country

This graph outlines the total aggregated peak IXP traffic per country in Europe. It should be noted that this data is taken from publicly viewable traffic statistics.



Note: This traffic data was captured on the 30th of August 2006.

4.2 IXP Traffic Ranking per country

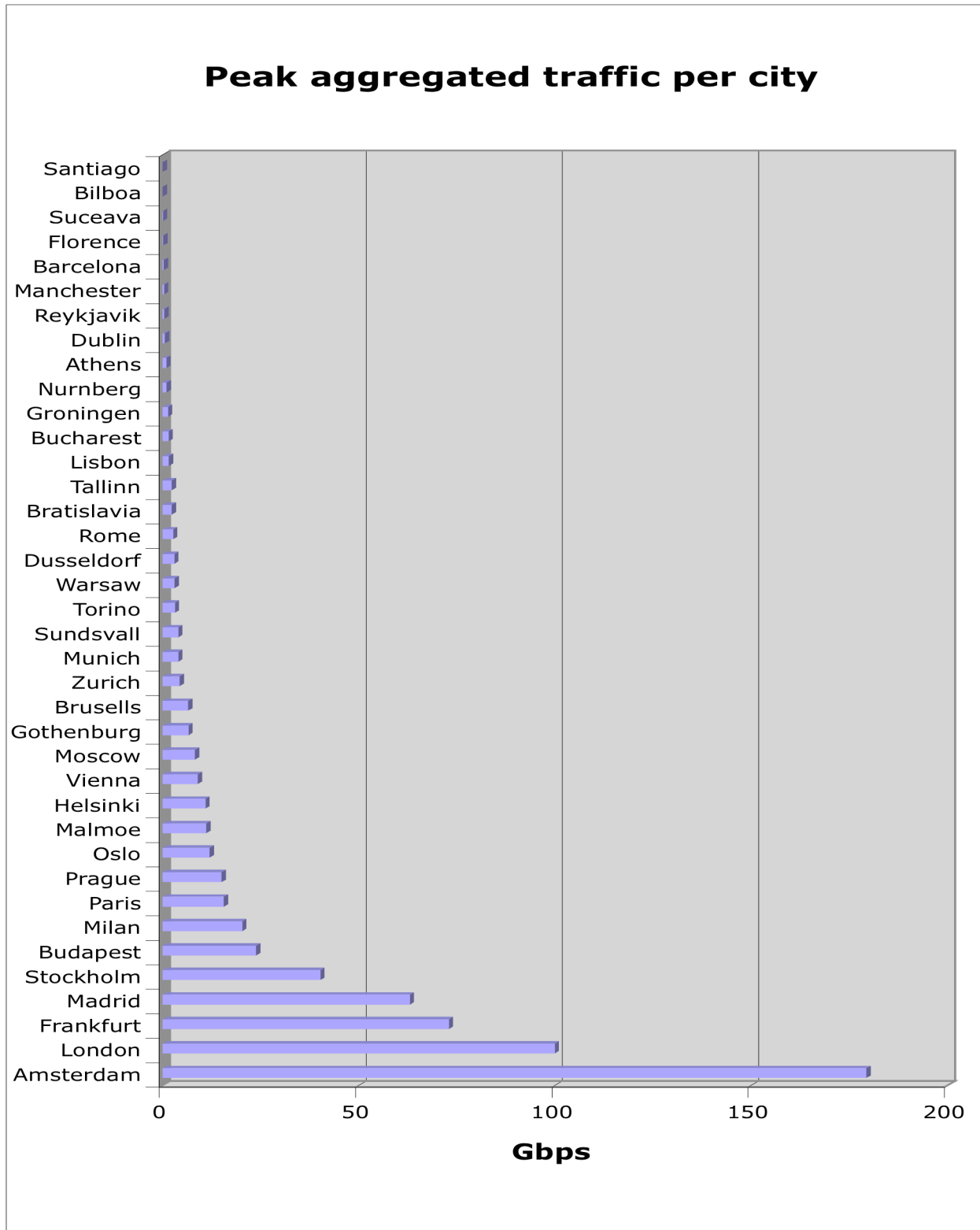
This table details the amount of peak aggregated traffic per country and further shows what percentage the countries traffic is compared to Europe as a whole.

Ranking	Country	Traffic	% of Total
1	Netherlands	180,80	28,65%
2	United Kingdom	100,27	15,89%
3	Germany	80,98	12,83%
4	Spain	63,39	10,04%
5	Sweden	61,74	9,80%
6	Italy	26,14	4,15%
7	Hungary	23,80	3,77%
8	France	15,60	2,43%
9	Czech Republic	15,00	2,36%
10	Norway	12,00	1,90%
11	Finland	10,93	1,73%
12	Austria	8,95	1,42%
13	Russia	8,24	1,30%
14	Belgium	6,50	1,02%
15	Switzerland	4,30	0,69%
16	Poland	3,00	0,47%
17	Slovakia	2,30	0,36%
18	Estonia	2,29	0,35%
19	Romania	1,62	0,27%
20	Portugal	1,59	0,25%
21	Greece	0,97	0,15%
22	Ireland	0,56	0,09%
23	Iceland	0,48	0,08%
Total		631,43	100,00%

Note: This traffic data was captured on the 30th of August 2006

4.3 Peak aggregated traffic per city

This graph illustrates the total aggregated peak IXP traffic per European city.



Note: This traffic data was captured on the 30th of August 2006

4.4 IXP Traffic Ranking per city

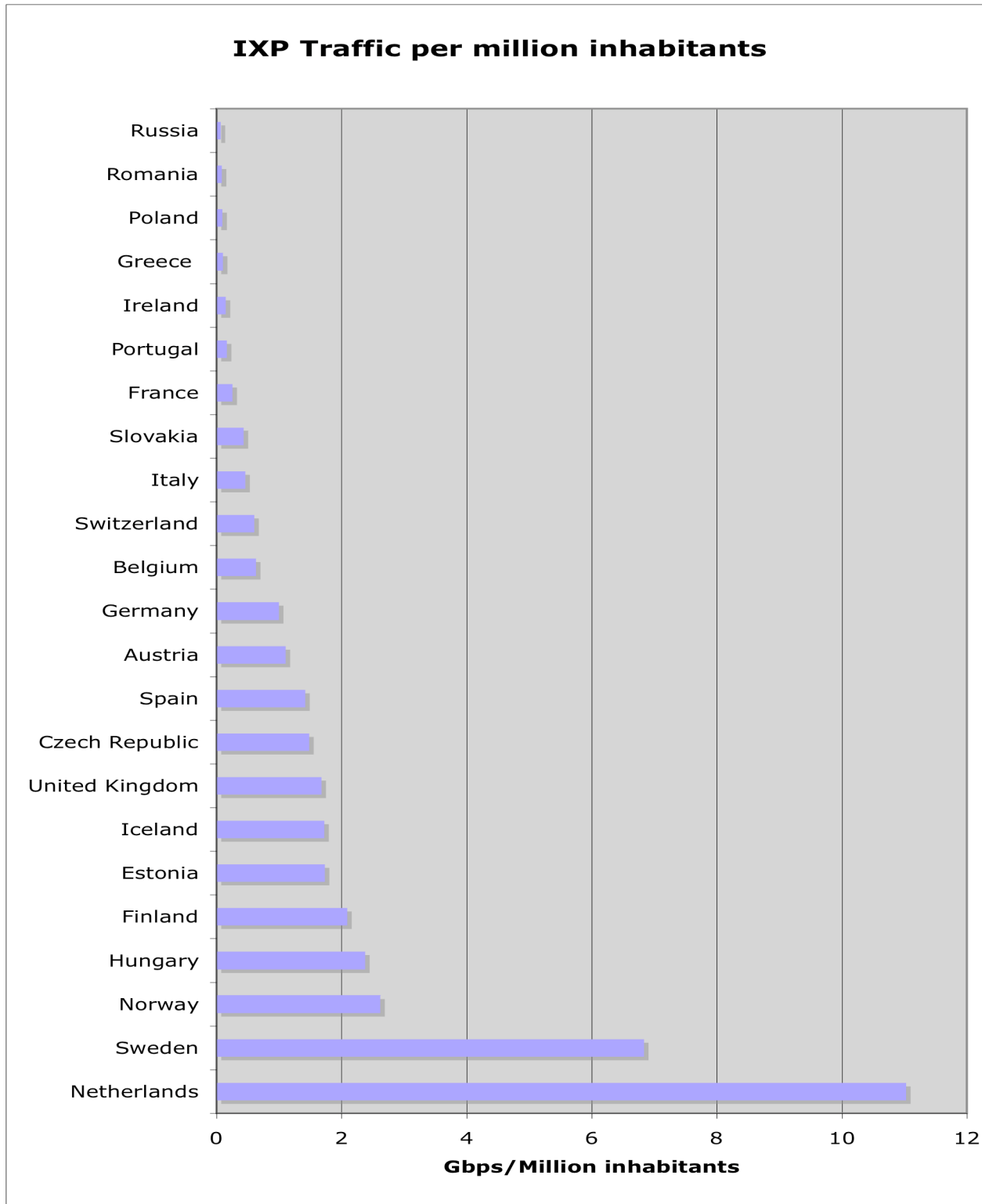
This table details the amount of peak aggregated traffic per European city and further shows what percentage the cities traffic is compared to Europe as a whole.

Ranking	City	Country	Traffic Gbps	% of total
1	Amsterdam	Netherlands	179,40	28,41%
2	London	United Kingdom	99,91	15,82%
3	Frankfurt	Germany	72,97	11,56%
4	Madrid	Spain	63,00	10,11%
5	Stockholm	Sweden	40,17	6,36%
6	Budapest	Hungary	23,80	3,73%
7	Milan	Italy	20,27	3,21%
8	Paris	France	15,60	2,43%
9	Prague	Czech Republic	15,00	2,36%
10	Oslo	Norway	12,00	1,90%
11	Malmoe	Sweden	11,10	1,76%
12	Helsinki	Finland	10,93	1,73%
13	Vienna	Austria	8,95	1,42%
14	Moscow	Russia	8,24	1,30%
15	Gothenburg	Sweden	6,57	1,04%
16	Brussels	Belgium	6,50	1,02%
17	Zurich	Switzerland	4,30	0,68%
18	Munich	Germany	4,00	0,64%
19	Sundsvall	Sweden	3,96	0,63%
20	Torino	Italy	3,10	0,48%
21	Warsaw	Poland	3,00	0,47%
22	Dusseldorf	Germany	2,94	0,46%
23	Rome	Italy	2,66	0,42%
24	Bratislava	Slovakia	2,30	0,36%
25	Tallinn	Estonia	2,29	0,35%
26	Lisbon	Portugal	1,59	0,25%
27	Bucharest	Romania	1,53	0,24%
28	Groningen	Netherlands	1,40	0,22%
29	Nurnberg	Germany	0,99	0,16%
30	Athens	Greece	0,97	0,15%
31	Dublin	Ireland	0,56	0,09%
32	Reykjavik	Iceland	0,48	0,08%
33	Manchester	United Kingdom	0,36	0,06%
34	Barcelona	Spain	0,32	0,05%
35	Florence	Italy	0,12	0,02%
36	Suceava	Romania	0,09	0,01%
37	Bilboa	Spain	0,04	0,01%
38	Santiago	Spain	0,03	0,01%
Total			631,43	100,00%

Note: This traffic data was captured on the 30th of August 2006

4.5 IXP Traffic per million inhabitants

This graph displays the total amount of aggregated peak IXP traffic per country in Gbps per million inhabitants.



Note: This traffic data was captured on the 30th of August 2006

4.6 IXP Traffic per million inhabitants country ranking

This table details the amount of aggregated peak IXP traffic per million inhabitants, this has been derived by dividing the country's population in million inhabitants into the total amount of peak IXP traffic. The "traffic ranking" column on the right hand side shows the countries ranking in traffic *before* the population has not been taken into account.

As the population of Russia expands outside of continental Europe, separate totals have been calculated to allow for this factor. The table thus shows that average individual country aggregated peak IXP traffic across Europe is somewhere in the region one Gbps per million inhabitants.

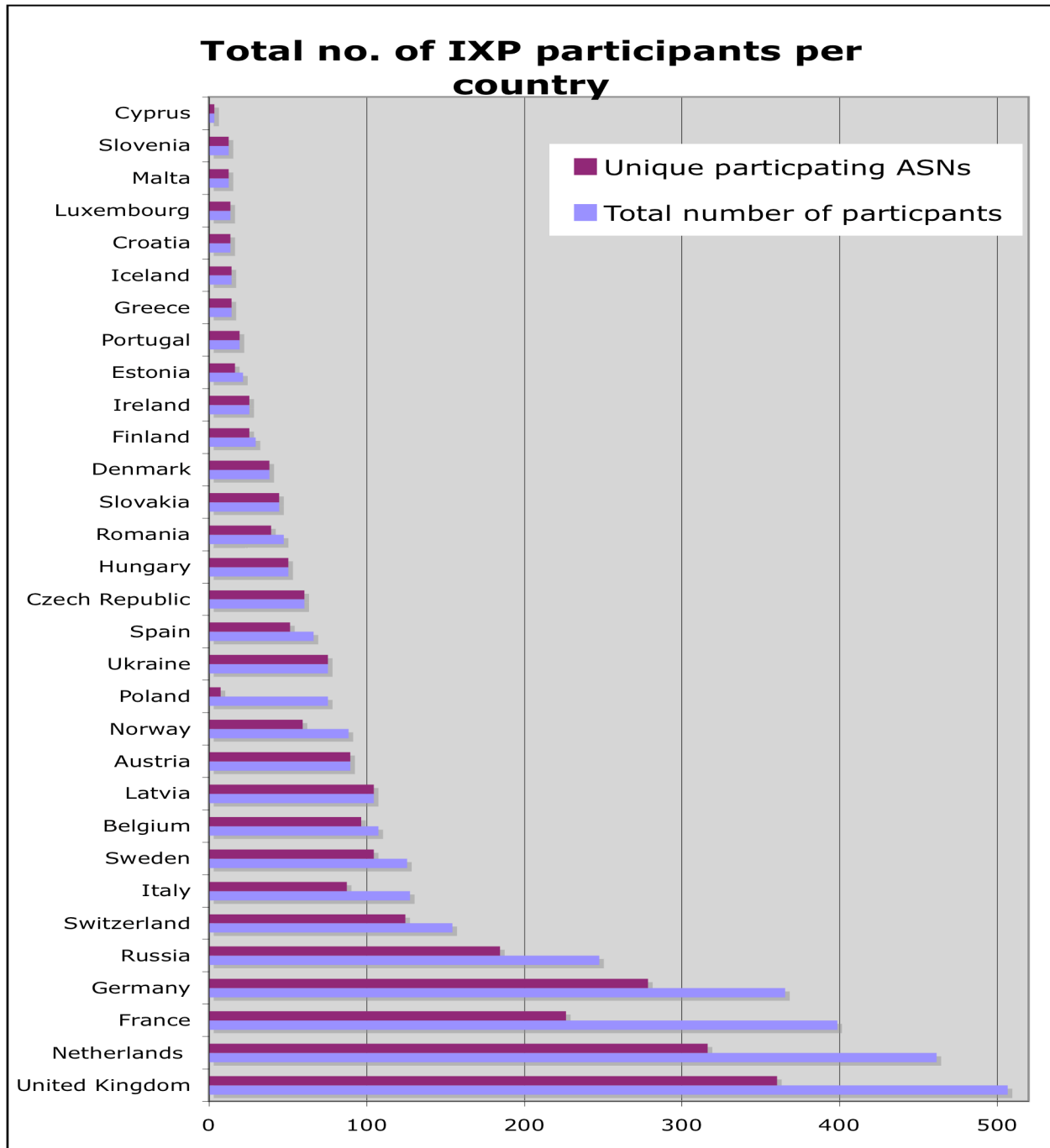
Rank	Country	Traffic Gbps	Population M	Gbps/M people	Rank traffic
1	Netherlands	180,80	16,41	11,02	1
2	Sweden	61,74	9,05	6,82	4
3	Norway	12,00	4,60	2,61	10
4	Hungary	23,80	10,08	2,36	7
5	Finland	10,93	5,26	2,08	11
6	Estonia	2,29	1,33	1,72	18
7	Iceland	0,48	0,28	1,71	23
8	United Kingdom	100,27	60,21	1,67	2
9	Czech Republic	15,00	10,24	1,46	9
10	Spain	63,39	45,06	1,41	5
11	Austria	8,95	8,21	1,09	12
12	Germany	80,98	82,42	0,98	3
13	Belgium	6,50	10,45	0,62	14
14	Switzerland	4,30	7,25	0,59	15
15	Italy	26,14	58,46	0,45	6
16	Slovakia	2,30	5,43	0,42	17
17	France	15,60	63,59	0,25	8
18	Portugal	1,59	10,61	0,15	20
19	Ireland	0,56	4,13	0,14	22
20	Greece	0,97	11,24	0,09	21
21	Poland	3,00	38,62	0,08	16
22	Romania	1,62	22,33	0,07	19
23	Russia	8,24	143,20	0,06	13
Total		631,43	628,46	0,99	
Total excl. Russia		623,19	485,26	1,27	

Note: This traffic data was captured on the 30th of August 2006

Section 5. IXP participants

5.1 Total number of IXP participants per country

This graph displays combined number of IXP participants in any given country. It further details the amount of unique ASNs peering in each country i.e. if an ASN is peering at more than one IXP in a country it is not being counted twice.



Note: This traffic data was captured on the 30th of August 2006

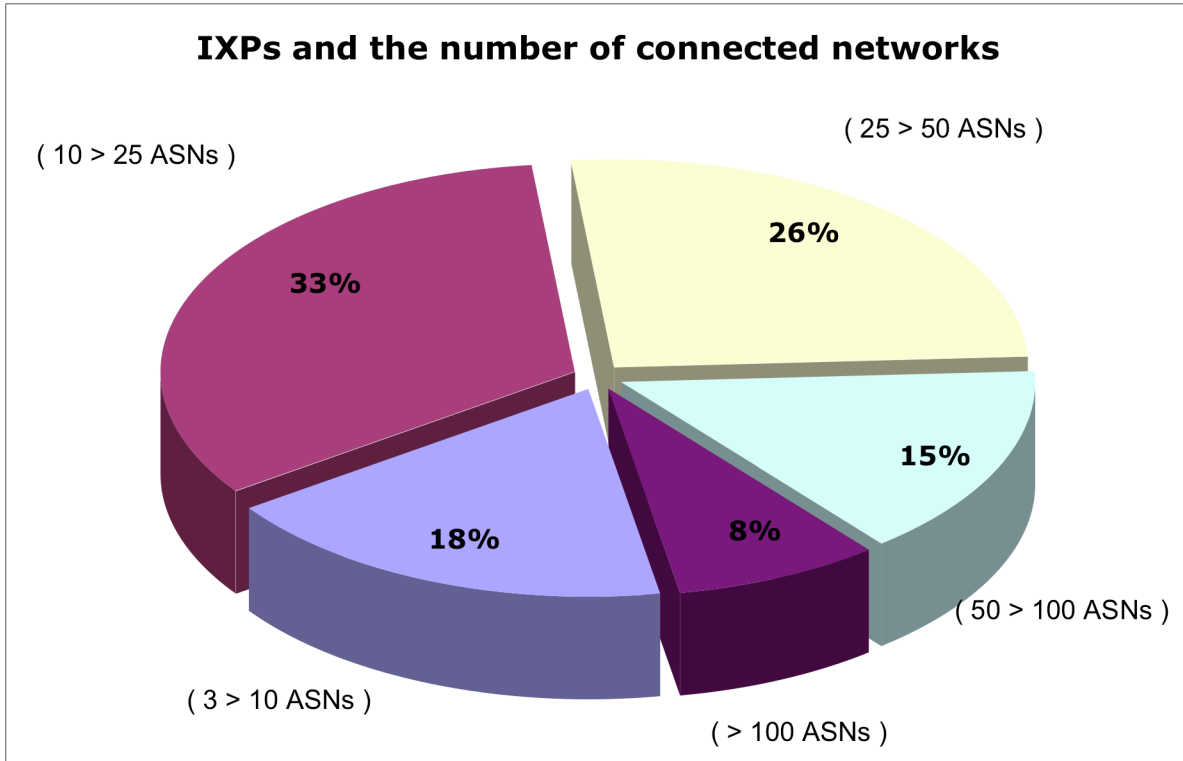
5.2 Ranking of total number of IXP participants per country

This table details the combined total number of IXP participants per country, the total number of unique participants per country and then displays the percentage of ASNs that are unique, meaning that percentage that are not unique are peering at more than one IXP in that country.

Rank	Country	Participants	Unique ASN	Unique ASN as % of total participants
1	United Kingdom	506	360	71%
2	Netherlands	461	316	68%
3	France	398	226	57%
4	Germany	365	278	76%
5	Russia	247	184	N/A
6	Switzerland	154	124	81%
7	Italy	127	87	68%
8	Sweden	125	104	83%
9	Belgium	107	96	89%
10	Latvia	104	104	100%
11	Austria	89	89	100%
12	Norway	88	59	67%
13	Poland	75	7	N/A
14	Ukraine	75	75	100%
15	Spain	66	51	78%
16	Czech Republic	60	60	100%
17	Hungary	50	50	100%
18	Romania	47	39	84%
19	Slovakia	44	44	100%
20	Denmark	38	38	100%
21	Finland	29	29	100%
22	Ireland	25	25	100%
23	Estonia	21	16	76%
24	Portugal	19	19	100%
25	Greece	14	14	100%
26	Iceland	14	14	100%
27	Croatia	13	13	100%
28	Luxembourg	13	13	100%
29	Malta	12	12	100%
30	Slovenia	12	12	100%
31	Cyprus	3	3	100%
Total		3401	2557	75%
Unique ASNs peering in Europe			1965	58%
Unique ASNs as % of RIPE Total RIPE ASNs			8316	24%
Unique ASNs as % of all ASNs worldwide			23713	8%

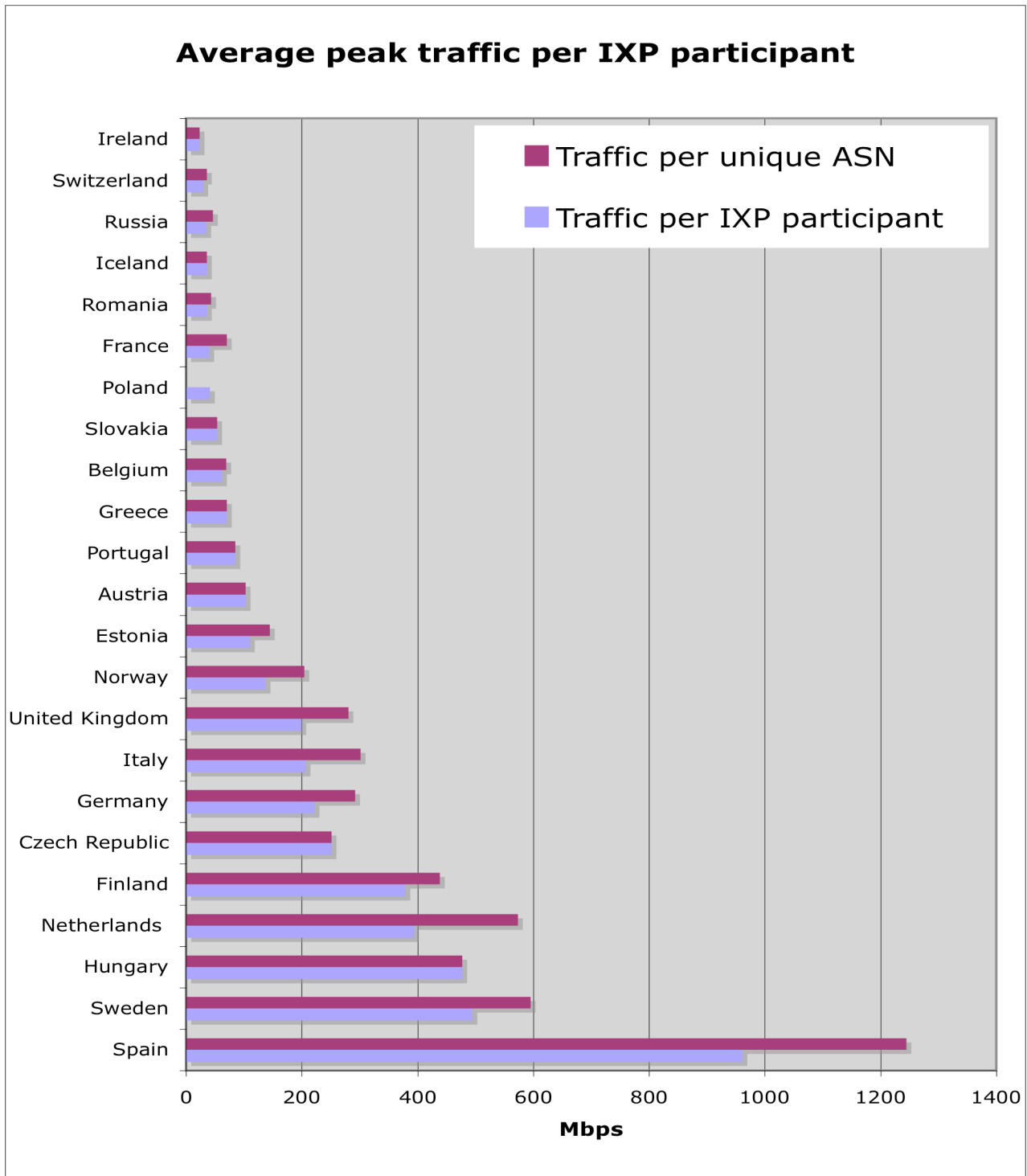
5.3 Percentage of IXPs and their number of participants

This graph highlights the percentage of European IXPs have a particular amount of participants at their exchange.



5.4 Average peak traffic per IXP participant per country

This graph displays the average amount of peak traffic per IXP participant per country and then further displays the amount average amount of peak traffic per unique IXP participant.



Note: This traffic data was captured on the 30th of August 2006

5.5 Ranking of average peak traffic per IXP participant per country

This table details the average amount of peak traffic per IXP participant per country as well as identifying the average peak traffic per unique participant per country. The average Euro-IX IXP participant has 235 Mbps of peak traffic.

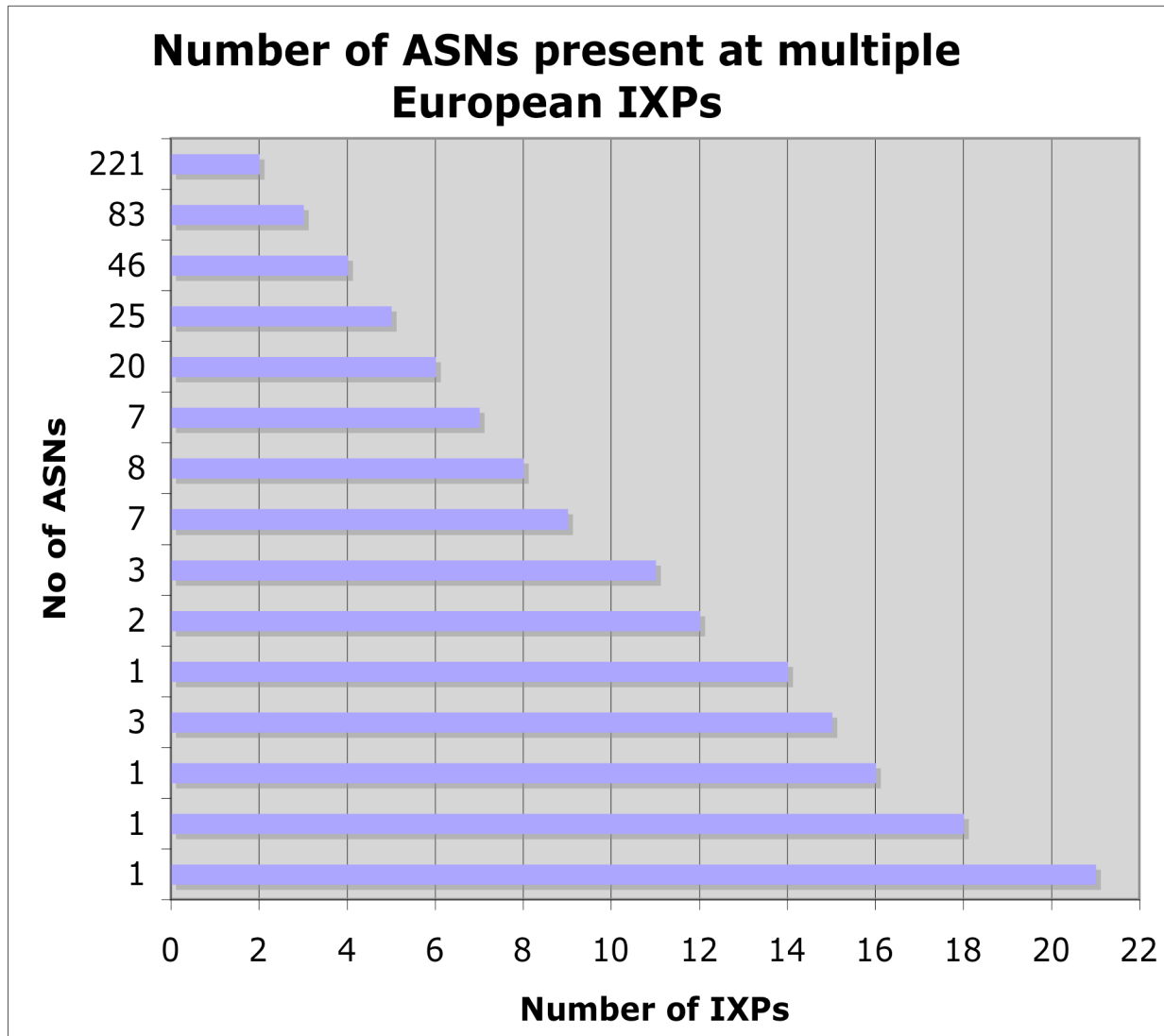
Rank	Country	Traffic	Participants	Tra/Prt Mb	Unique ASNs	Trf/ASN Mb
1	Spain	63,39	66	960	51	1243
2	Sweden	61,74	125	494	104	594
3	Hungary	23,80	50	476	50	476
4	Netherlands	180,8	461	392	316	572
5	Finland	10,93	29	377	25	437
6	Czech Republic	15,00	60	250	60	250
7	Germany	80,98	365	221	278	291
8	Italy	26,15	127	205	87	300
9	United Kingdom	100,27	506	198	360	279
10	Norway	12,00	88	136	59	203
11	Estonia	2,29	21	109	16	143
12	Austria	8,95	89	101	89	101
13	Portugal	1,59	19	84	19	84
14	Greece	0,97	14	69	14	69
15	Belgium	6,50	107	61	96	68
16	Slovakia	2,30	44	52	44	52
17	Poland	3,00	75	40	7	na
18	France	15,60	398	39	226	69
19	Romania	1,62	47	34	39	42
20	Iceland	0,48	14	34	14	34
21	Russia	8,24	247	33	184	45
22	Switzerland	4,30	154	28	124	35
23	Ireland	0,56	25	22	25	22
Average in Europe				192		235

Note: This traffic data was captured on the 30th of August 2006

5.6 Number of ASNs present at more than one IXP in Europe

The graph below details the number of ASNs that are present at more than one European IXP. Starting from the top the graph shows that 221 ASNs peer at two IXPs while the bottom of the graph shows that one ASN peers at 21 European IXPs.

In total some 429 ASNs peer at more than one European IXP.



5.6.1 ASNs present at more than one IXP in Europe

The table below details the number of ASNs that are present at more than one European IXP. The ASN column displays the actual AS number of the participants in question.

53% of European IXP participants peer at more than one European IXP while the remaining 47% only peer at one European IXP.

No IXPs	No of ASNs	ASN
21	1	8220
18	1	2686
16	1	174
15	3	702, 6830, 8928
14	1	4589
12	2	5400, 13237
11	3	286, 3257, 3303
9	7	-
8	8	-
7	7	-
6	20	-
5	25	-
4	46	-
3	83	-
2	221	-
> 1 IXP	429	

5.6.2 ASNs present at more than one IXP in France

France has 13 IXPs in 5 different cities, 9 of which are located in Paris.

There are:

6 ASNs (**5410, 8975, 15557, 20766, 29075, 30972**) that are present at 5 French IXPs

14 ASNs that are present at 4 IXPs

20 ASNs present at 3 IXPs

45 ASNs present at 2 IXPs

In general **67%** of ASNs peering at an IXP in France also peer at another French IXP while the remaining **37%** of ASNs only peer at one French IXP.

The two largest French IXPs, PARIX of Paris sees 93% of its connected ASNs peer at another IXP in Europe and SFINX of Paris some 91% of its connected ASNs peering at other European IXPs.

5.6.3 ASNs present at more than one IXP in Germany

Germany has 12 IXPs in 8 different cities.

There are:

2 ASNs (**5430, 8881**) that are present at 5 German IXPs.

5 ASNs (**174, 4589, 12337, 20940, 25074**) that are present at 4 IXPs

9 ASNs present at 3 IXPs

43 ASNs present at 2 IXPs

In general **40%** of ASNs peering at an IXP in Germany also peer at another German IXP while the remaining **60%** of ASNs only peer at one German IXP.

Germany's largest IXP, DE-CIX of Frankfurt sees **73%** of its connected ASNs peer at another IXP in Europe.

5.6.4 ASNs present at more than one IXP in the United Kingdom

The United Kingdom has 12 IXPs in 3 different cities, 8 of which are in London.

There are:

- 2 ASNs (**8468, 16353**) which are present at 5 UK IXPs.
- 3 ASNs (**6770, 8553, 13285**) that are present at 4 IXPs
- 20 ASNs present at 3 IXPs
- 41 ASNs present at 2 IXPs

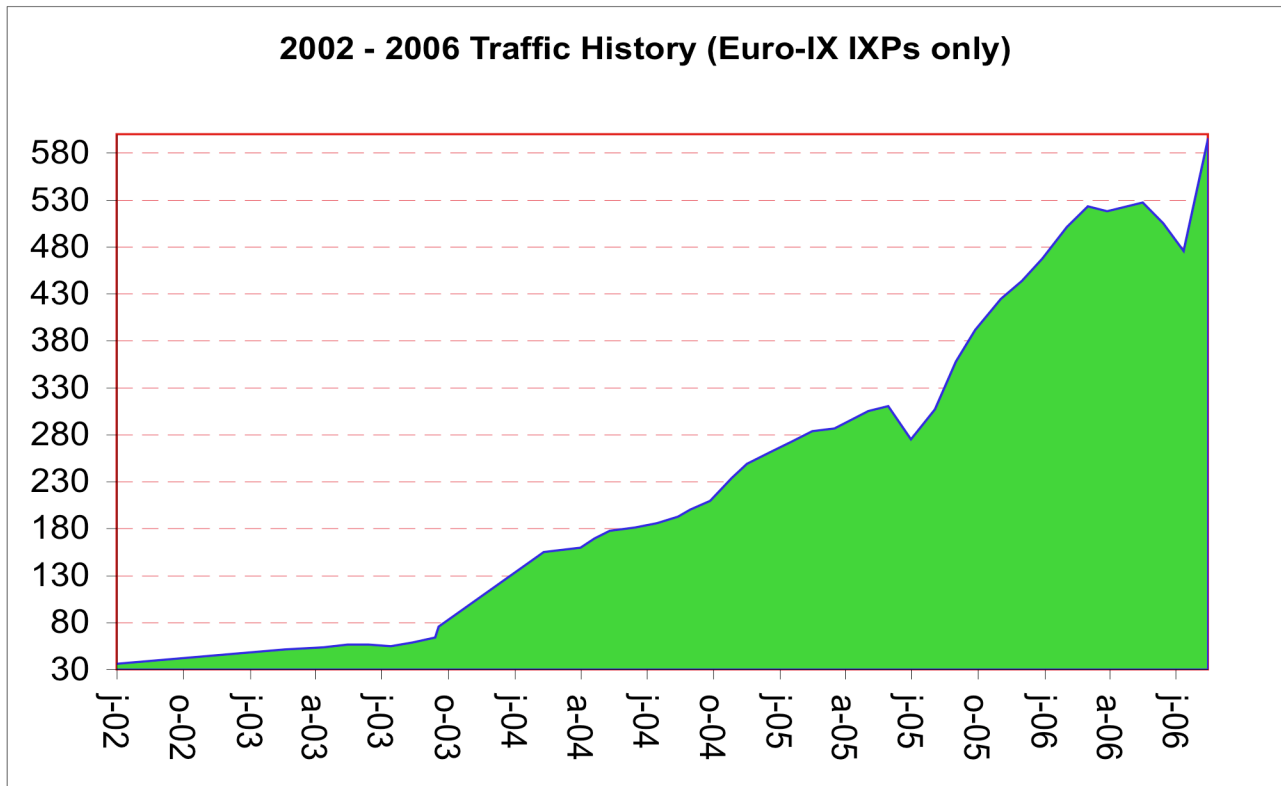
In general **40%** of ASNs peering at an IXP in the UK also peer at another UK IXP while the remaining **60%** of ASNs only peer at one UK IXP.

UK's largest IXP, LINX of London, sees 74% of its connected ASNs peer at another IXP in Europe.

Section 6. European IXP aggregated peak traffic trends

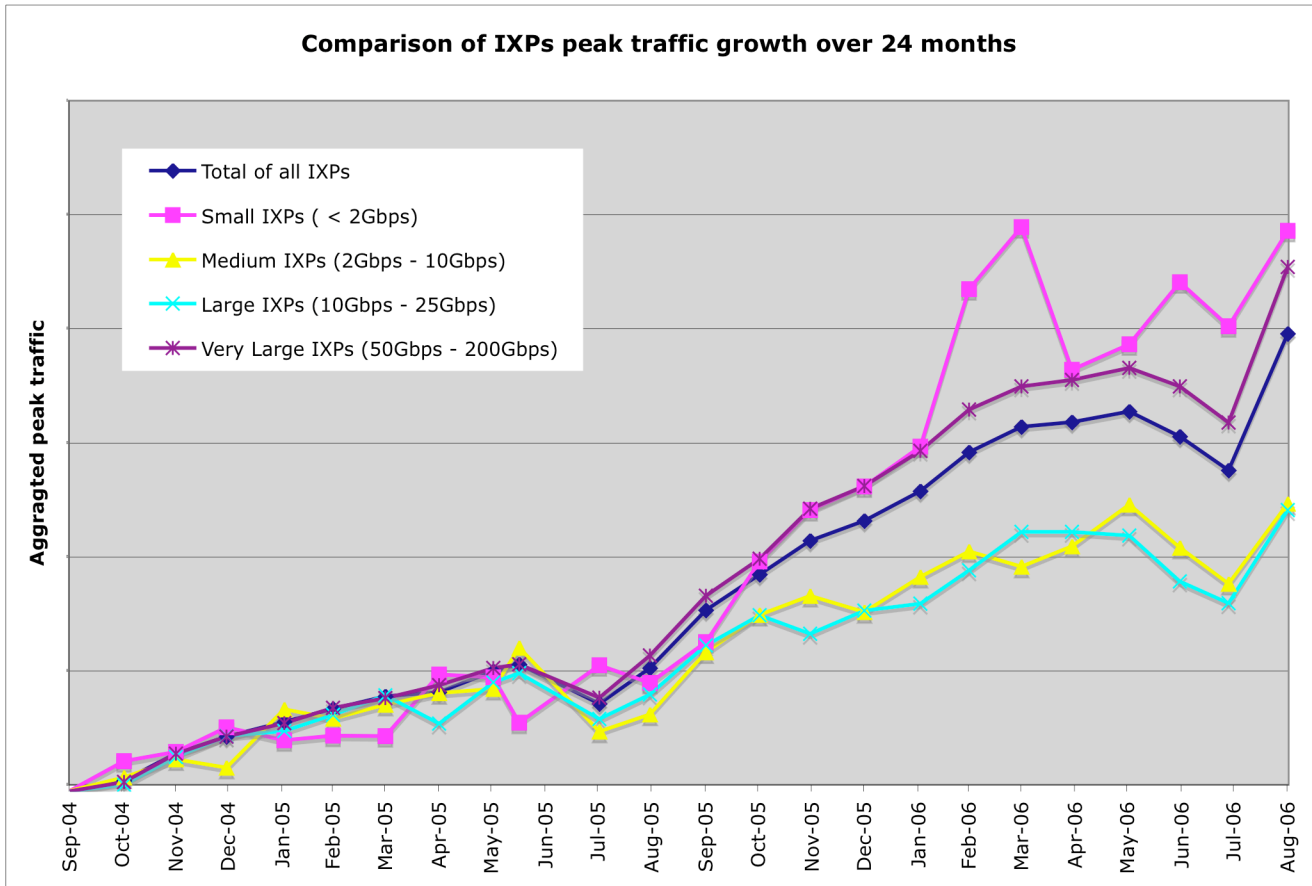
6.1 Aggregated peak traffic history 2002 - 2006

The graph displays the history of peak traffic of the Euro-IX membership since July 2002. The traffic statistics have been taken on a monthly basis from some 27 IXPs across Europe.



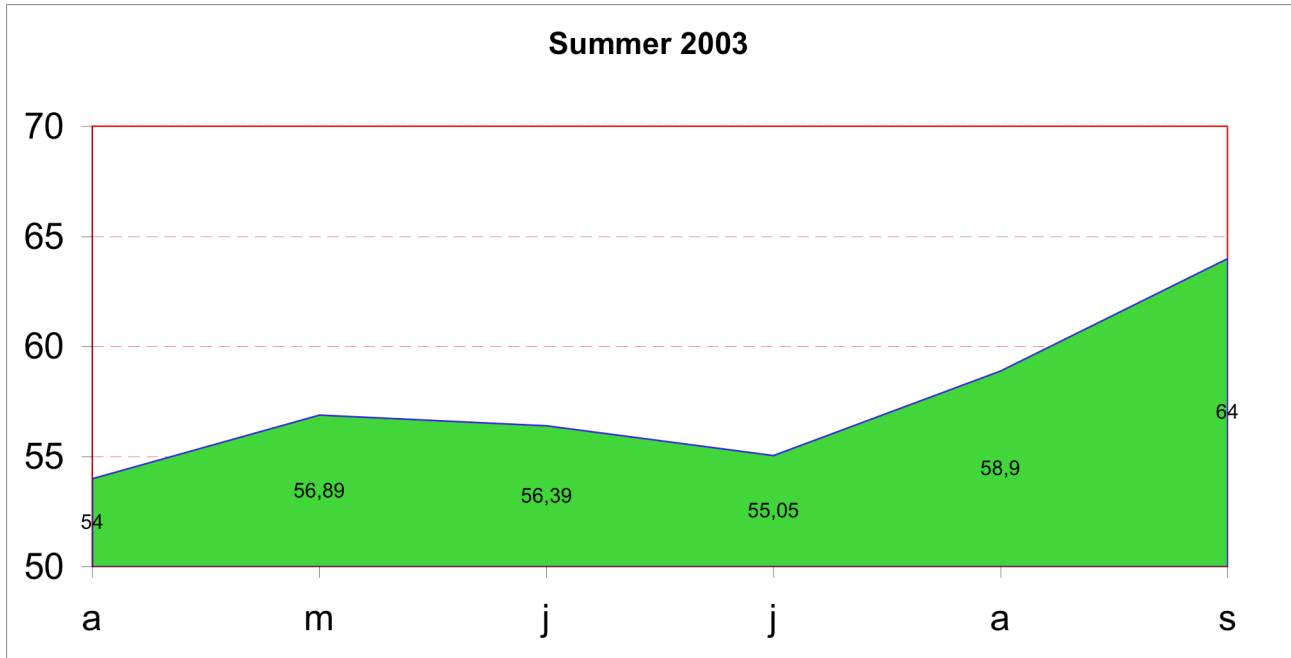
6.2 Comparison of traffic growth and different sized IXPs

This graph displays the traffic growth of various sized IXPs over a 24 month period. Combined traffic has increased by 306% over a 24-month period. 'Small' and 'very large' IXPs have increased their traffic by 352% and 337% respectively. While both 'medium' and 'large' IXPs have increased their traffic over the same 24 month period by some 229% and 227% respectively.



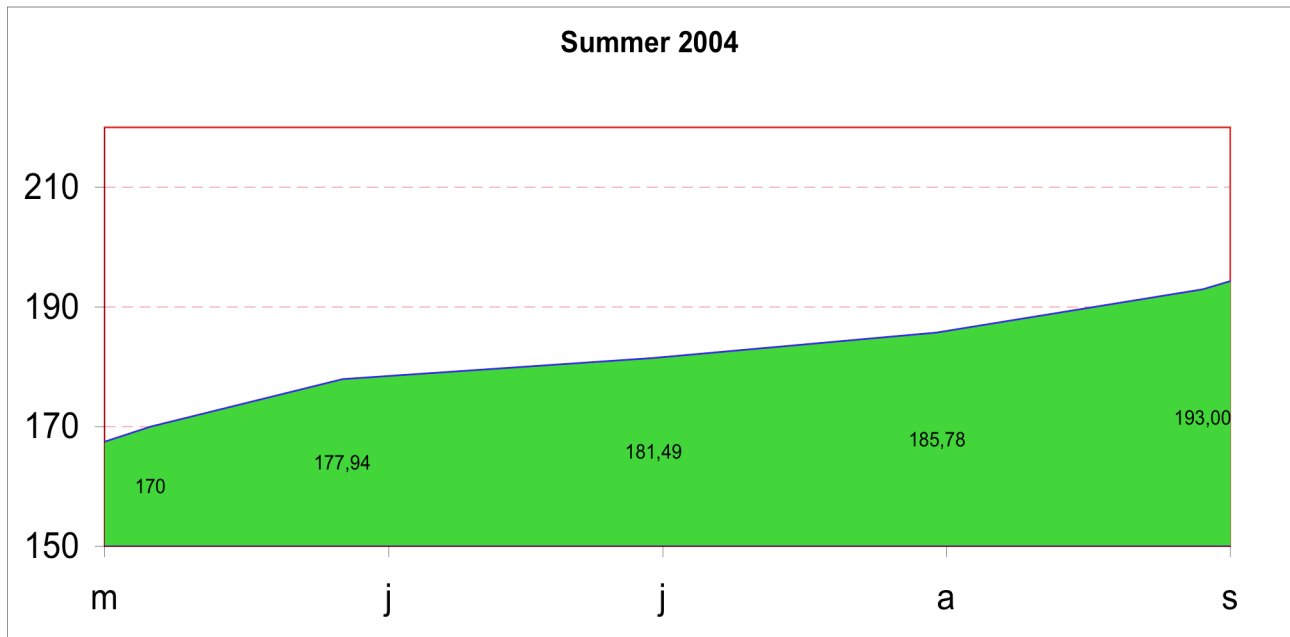
6.3 Summer peak traffic trend in Europe: 2003

This graph displays the aggregated IXP peak traffic during the summer of 2003. Drops in monthly peak traffic can be seen in both June and July of that year.



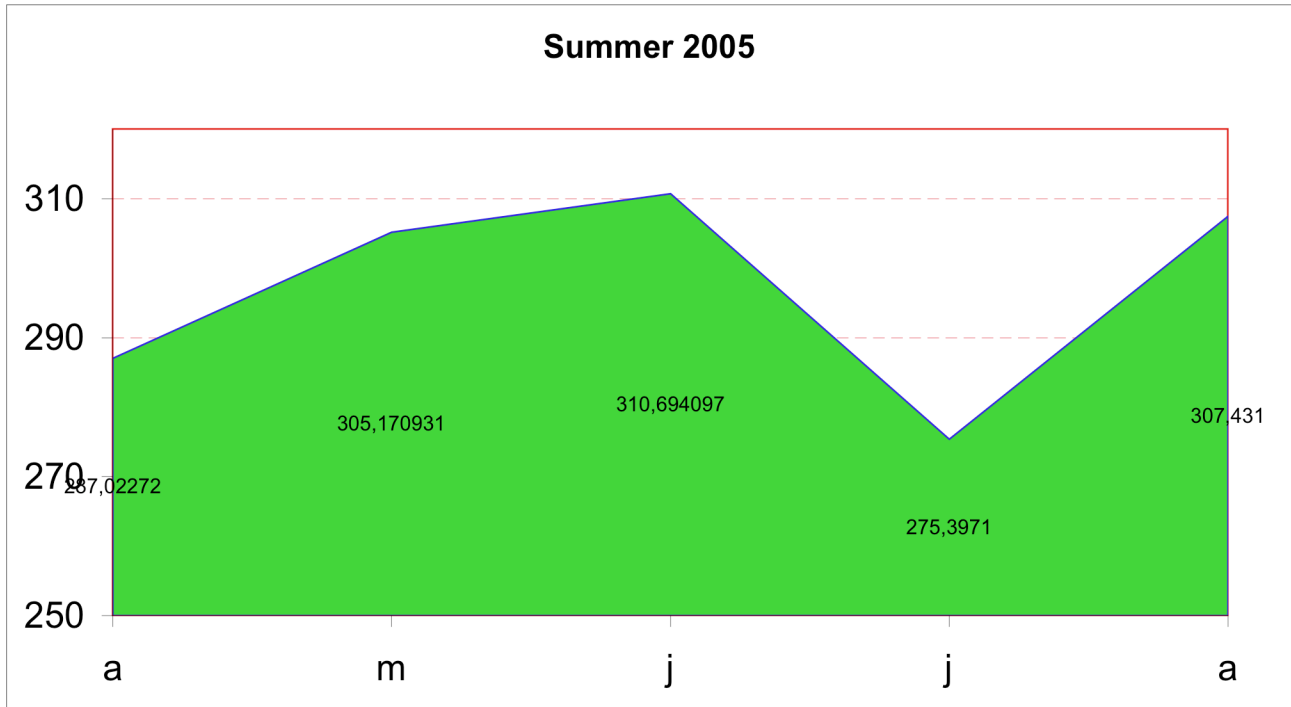
6.4 Summer peak traffic trend in Europe: 2004

This graph displays the aggregated IXP peak traffic during the summer of 2004. While traffic was slow to increase, there were no monthly decreases aggregated peak traffic recorded.



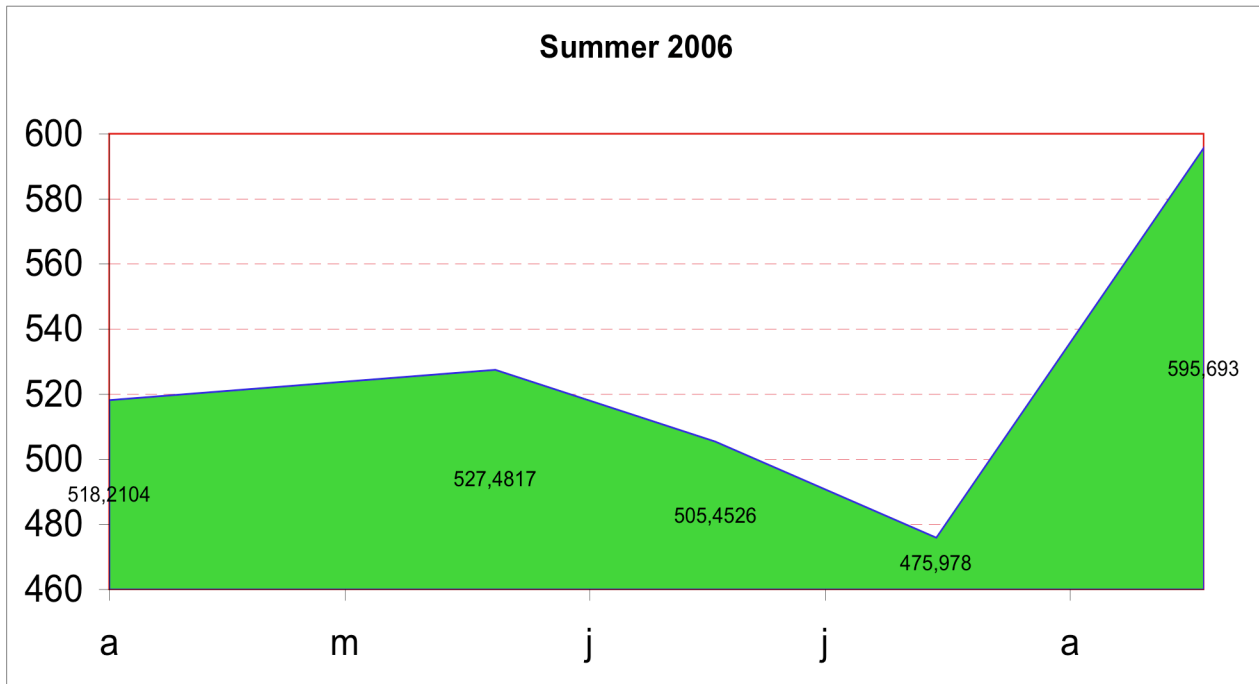
6.5 Summer peak traffic trend in Europe: 2005

This graph displays the aggregated IXP peak traffic during the summer of 2005. A decrease of some 11.4% in peak aggregated traffic was recorded between the months of June and July of that year.



6.6 Summer peak traffic trend in Europe: 2006

This graph displays the aggregated IXP peak traffic during the summer of 2006. Drops in monthly peak traffic can be seen in both June and July of that year. The July to August increase was over 25% in 2006.

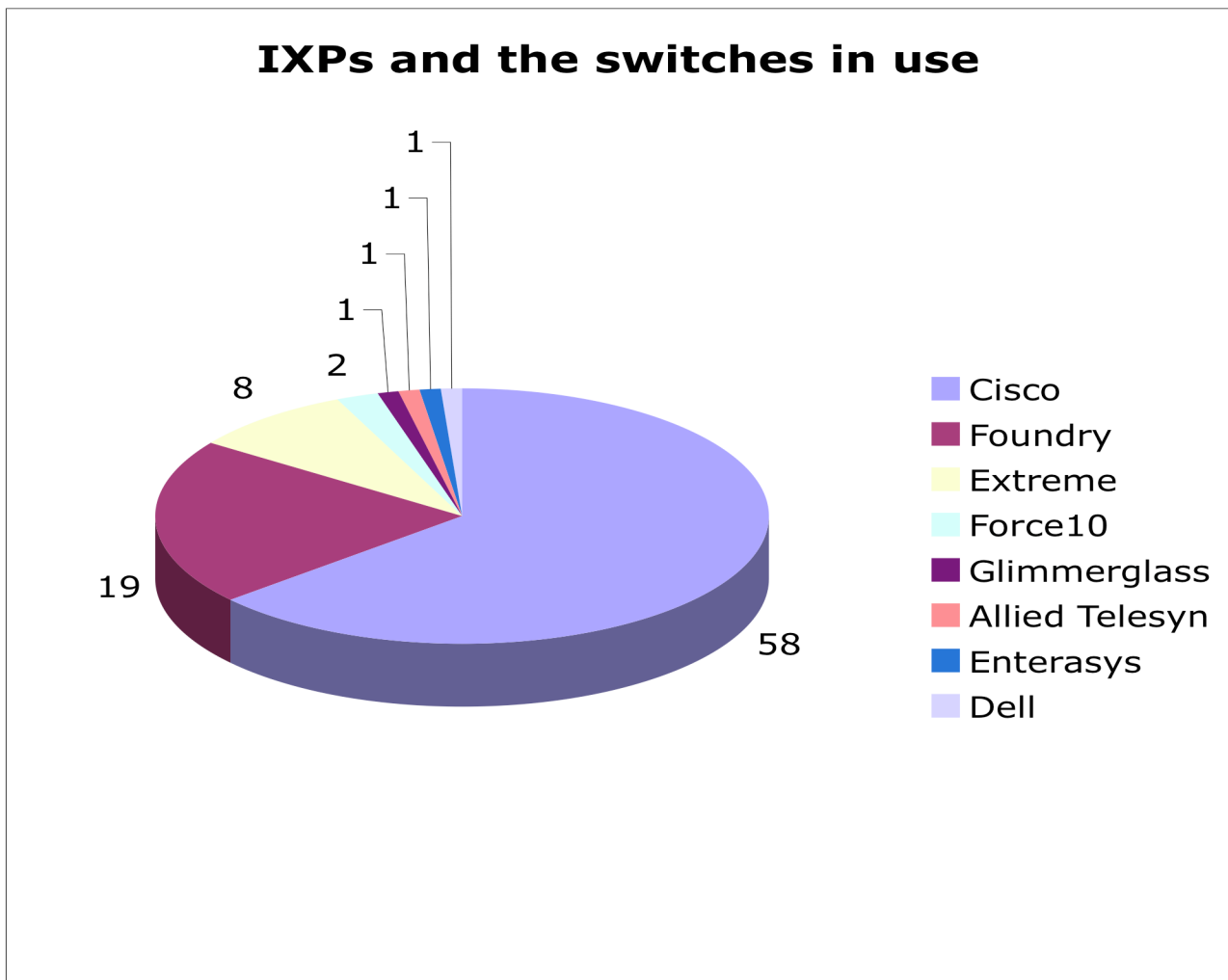


Section 7. IXP switching platform

Note: The following data was taken from both the Euro-IX switch database and public information on individual IXP websites. In some cases the exact switching platform technology and numbers of switches could not be accurately attained. It is estimated that the switch vendor figures in this section of the report are approximately 90% accurate.

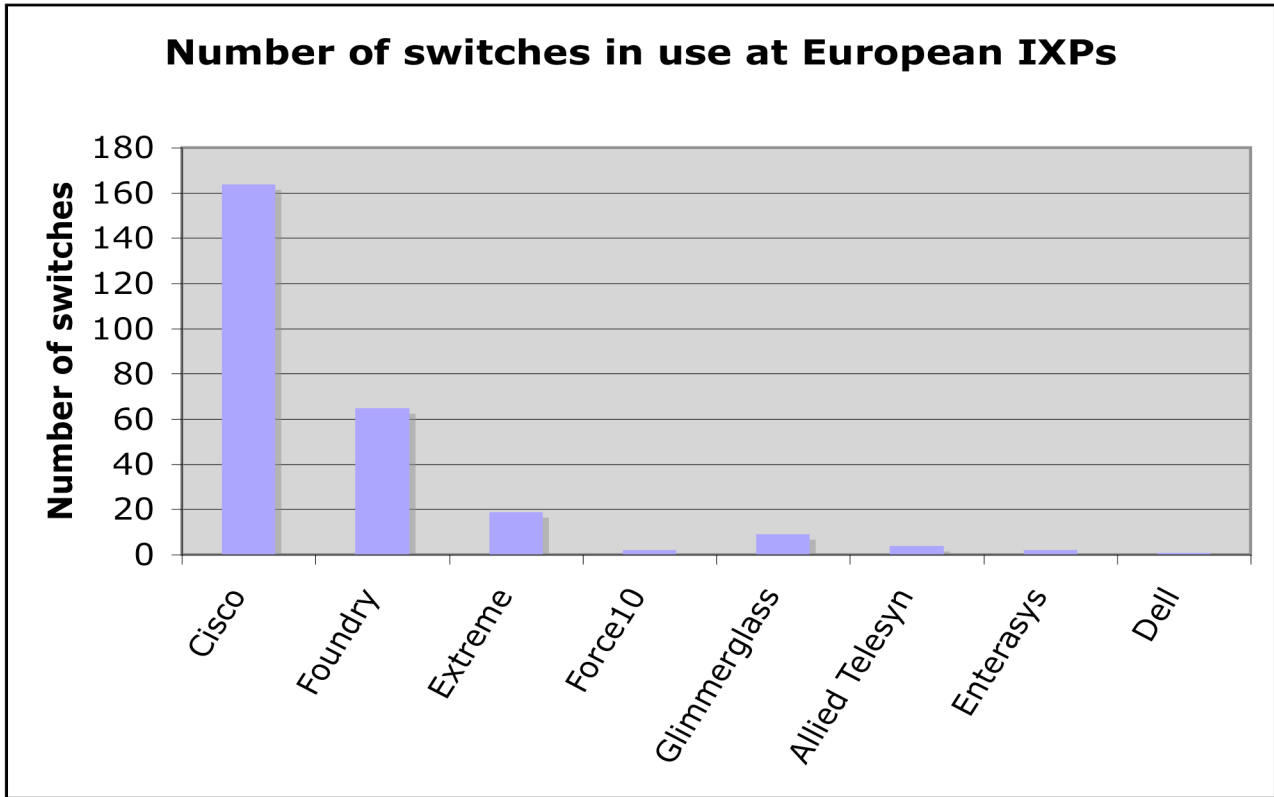
7.1 Number of IXPs using a particular switch vendor

This graph outlines the amount of IXPs that are using a particular switching vendor.



7.2 Number of switches in use at European IXPs

This graph displays the number of particular switches being used by IXPs across Europe.



7.3 European IXP's choice of switch vendor

This table details the number of IXPs using a particular switch and how many switches are in use across Europe.

Switches in use at European IXPs

Switch vendor	No. IXPs	No. Switches
Cisco	58	164
Foundry	19	65
Extreme	8	19
Force10	2	2
Glimmerglass	1	9
Allied Telesyn	1	4
Enterasys	1	2
Dell	1	1
	91	266

Section 8. Further information

8.1 Resources

In an effort to seek out every known IXP in Europe, the following online resources were used:

- **Ep.net**
Exchange Point repository on Exchanges in Europe
http://www.ep.net/naps_eu2.html
- **The Peering Db**
<https://www.peeringdb.com/>
- **Packet Clearing house (PCH)**
Internet Exchange Directory
<http://www.pch.net/ixpdir/Main.pl>
- **Google**
<http://www.google.com/>

Of course I would like to additionally thank all of the European IXPS, especially those that provide publicly available information of traffic statistics and participant's ASNs.

The biggest thank you goes to the 39 affiliated Euro-IX member and associate member IXPs that commit themselves to openly exchanging information with the rest of the IXP community via the Euro-IX website and the biannual Euro-IX Forums. Thank you Euro-IX members ☺

8.2 About the author:

Serge Radovic is the Secretary General of Euro-IX. After deciding to hang up his paddle and leave the world of whitewater kayak instructing behind, he has since 2000 been closely involved in working with European Internet Exchange Points. He is in personal and regular contact with approximately 60 European IXPs and does his best to keep an eye of the rest of the community in Europe and other regions around the world!

8.3 Contact

We very much welcome all forms of feedback and suggestions concerning this report and will do our best to answer any further requests for information.

Serge Radovic

[*serge@euro-ix.net*](mailto:serge@euro-ix.net)

[*http://www.euro-ix.net*](http://www.euro-ix.net)